



Product catalogue



TABLE OF CONTENT

Table of content.....	pag 1
-----------------------	-------

BOOSTER - plant supplement

General information Booster.....	pag 2
Root Complex.....	pag 3
SuperVit.....	pag 4
Hesi Boost	pag 5
PowerZyme	pag 6

Fertilisers for every cultivation substrate

Accessories / Hesi Pack	pag 7
-------------------------------	-------

Soil

General information soil / TNT Complex	pag 8
Bloom Complex / Phosphorus Plus	pag 9
Grow schedule / Characteristics / Starterbox Soil	pag 10

Hydro

General information hydro / Hydro Growth	pag 11
Hydro Bloom / PK 13-14	pag 12
Grow schedule / Characteristics / Starterbox Hydro	pag 13

Coco

General information coco / TNT Complex	pag 14
Hesi Coco / PK 13-14	pag 15
Grow schedule / Characteristics / Starterbox Coco	pag 16

pH correctors

pH minus / pH plus	pag 17
Bio Hesi Grow and Bloom	pag 18

BOOSTER

Hesi Boosters


Hesi Boosters are not fertilisers, but extra concentrated supplies, which make the lives of plants substantially easier.

Hesi Boosters help ground vegetation to grow quickly, clean up the plant medium and give the plant's metabolism an extra boost!

Hesi's Boosters product line consists of the following products with the characteristic properties and their available quantities:

IN BRIEF: Booster				
Products	Colour	Odour	pH	EC
Root Complex	dark red	aromatic	neutral	neutral
SuperVit	orange	vitamin-like	neutral	neutral
PowerZyme	brown	soapy	neutral	neutral
Boost	red brown	fruity	neutral	neutral

Products	Bottles					Jerry cans			
	10 ml	50 ml	100 ml	500 ml	1000 ml	2,5 L	5 L	10 L	20 L
Root Complex				X	X	X	X	X	X
SuperVit	X	X	X	X					
PowerZyme				X	X	X	X	X	
Boost				X	X	X	X	X	



BOOSTER

Hesi Root Complex

Hesi Root Complex is an elixir for clones and young plants, as well as for motherplants and plants under stress. Hesi Root Complex is a combination of trace elements with vital components (vitamins, amino acids, plant sugars and enzymes) that provides young plants with an optimal start.

In addition, Hesi Root Complex ensures a thicker stem and a strong root system.

After repotting and other stressful circumstances, Hesi Root Complex improves the overall condition of the plant. Hesi Root Complex stimulates a maximum colonization of healthy micro-organisms in the medium.



Hesi Root Complex is ideal for mother plants and clones.



Add some Hesi Root Complex to the mother plant a few days before the clones are cut, this will ensure that the new plants will already have all the required substances for taking root rapidly.

Plants that have been cared for using Hesi Root Complex have a perfect start and are healthy and strong!

We plants also feel stress. Repotting, for example, is hugely stressful, as we then have to form new roots before we can grow properly again.



Changes in location and light also cause us stress. Root Complex helps to normalize our metabolism fast!

Use:

Pour in the feeding water, this can also be done in combination with all other Hesi Booster and fertilisers.

For young plants:

Once or twice a week until the plants grow well.

In case of stress:

Once or twice per stress moment.

When used frequently over an extended period, half this dosage is enough. (e.g. for mother plants).

Dosage:

50 ml / 10 L

With long-term use:

25 ml / 10 L

Can be used on all systems: Soil, Hydro and Coco.

BOOSTER

Hesi SuperVit

Hesi SuperVit is a highly concentrated mix of vitamins and amino acids that improves the metabolism and overall health of the plant. This results in a stronger growth and a better flowering. SuperVit is suitable for all plants and applications

How is all of this possible?

SuperVit is a mix of 15 vitamins and 10 amino acids, that all play a large role in the metabolism of a plant. The vitamins and amino acids (vital substances) of SuperVit are the building blocks of, among other things, plant hormones, enzymes and chlorophyll.



With Hesi SuperVit, we get important building materials in a ready to use form. Then we don't need to produce them ourselves anymore, which saves time and energy!

Plants can produce these building blocks themselves from minerals, but with Hesi SuperVit the plants are supplied with the vital substances in a ready-to-use form. This saves time and energy. The energy which is thus spared from the plant, is noticeable as the growing and flowering of the plant improves and the plant gets an optimal resistance and health.

The flower production is boosted, the light absorption of the plant is improved and the metabolism is accelerated. Hesi SuperVit activates growth and flowering hormones and is therefore suitable during all periods of the plant's cycle. Plants are healthier if they are taken care of by SuperVit and they produce more and stronger flowers!!

Use: Hesi SuperVit is used throughout the entire cycle.
Add to the feeding water or spray

Dosage:

one drop of Hesi SuperVit
up to 4.5 liters of water
(= 1ml up to 65 L)

For smaller watering quantities:
1 drop from 0 to 4.5 L
2 drops from 4.5 to 9 L etc.

For all plants, all cultivation methods and all plant substrates.

Better
growing
and
flowering

More
energy for
the plant

More
health
and
resistance

Sweet
smell and
strong
colours



BOOSTER

Hesi Boost

Hesi Boost encourages luxuriant plant growth with high leaf density, and improves the general condition of the plants. It gives growing plants the decisive impulse to start blooming, and causes rich flowering with an accelerated development of fruits. Boost promotes a faster and more productive harvest, and also ensures a higher sugar content in the fruits. This means edible fruits have a sweeter taste.

Application:

Hesi Boost can be added to irrigation water or sprayed as a foliar fertiliser.

Irrigation: 20 ml / 10 L

Foliar fertilisation: 10-20 ml / 10 L

To encourage the start of bloom during the advanced growth phase: Apply once.
To strengthen flowering and fruit ripening:
Apply regularly (e.g. 1-2 times per week) during the blooming phase.

Foliar fertilisation:

Spray evenly over the green parts of the plants (if it can be avoided, not over the flowers).

Boost is an organic bloom accelerator with light PK-fertiliser, enriched with plant concentrates and fruit extracts. These contain vital substances of high quality, such as natural sugars (sucrose, raffinose) fruit enzymes, betaine, organic acids and vitamins.

1 litre of Boost is sufficient for 500 litres of irrigation water.

4 litres of Boost, distributed over 2-4m³ of water, will supply approximately 1 hectare of land.

Hesi Boost is suitable for every plant substrate and every plant.



BOOSTER

Hesi PowerZyme - Enzyme extract for plants!

Ensures a clean and oxygen-rich plant medium.

Strengthens the plants and the roots.

Improves the microflora and increases the resistance.

The roots of a plant constantly renew their outer hull.

Old cells are rejected and replaced by new ones.

The faster a root grows, the more old root material ends up in the plant medium. Old plant parts mainly consist of cellulose. Only special micro-organisms can demolish cellulose. They transfer cellulose into

plant-active grape sugar. The roots directly use the sugar

for food. When a part of the plant (like a leaf or a root) is no longer useful to the plant, it takes all the transportable content like minerals out (that's why they turn yellow) and the cellulose is left behind. The plant then gets rid of the dead leaf or root.

A plant renews its parts constantly. This is why indigestible celluloses remain left in the medium, which is being contaminated increasingly. In nature there are special micro-organisms, especially: fungi, which digest the plant fibres with the help of enzymes. Hesi PowerZyme is an extract made out of these specialized micro-organisms, and contains these enzymes in its pure form. The big advantage of pure enzymes is that no quaint micro-organisms can disturb the healthy microflora. Frequent use of Hesi PowerZyme eliminates decaying sources.

What are enzymes? Enzymes are protein molecules, which catalyse the metabolism. For every task there is a special species of enzymes. Enzymes have two vital advantages:

1. They work 100% independently from cells, even in extract form.
2. They can repeat their task many times (working days without an end) until they are used up.

For this reason Hesi PowerZyme must be used regularly, to keep the plant medium in an optimum condition.

Dosage: 20 ml / 10 L

Use: Add to the feeding water together with plant nutrients and boosters. Don't spray. Use regularly, at least once a week.

PowerZyme is suitable for every plant medium in every stadium of the cycle.



Rotting plant parts debilitate the oxygen levels, but with PowerZyme, oxygen content in the medium is always at a maximum level.

ACCESSORIES

CAP WRENCH

For maximum enjoyment of use, we offer you a cap spanner for the jerry cans. The Hesi jerry can may be easily opened with the cap spanner. The cap spanners are available in two sizes: one for the 5 L & 10 L jerry cans and one for the 20 L jerry can. The 5 and 10 litre jerry cans use the same cap spanner.



JERRY CAN TAP




The jerry can lids can be replaced by the jerry can tap. The cap protects the contents after opening and during use, makes dosage easy and ensures maximum hygiene. The taps are vented, so there is no sloshing and splashing of the liquids. The taps can be cleaned as a whole and will last for years.



Hesi MEASURING CUP

The use of the measuring cup guarantees a precise dosage of the products. The cups have a capacity of 100 ml with a scaling of 2 ml. The cup is food safe and dishwasher safe. The pointed spout prevents spillage when pouring.



Hesi Pack



Small but powerful

Complete care for the smaller garden **indoor & outdoor**

Content: TNT Complex Plants that are treated with TNT Complex become 250 ml strong and powerful with a healthy green colour.

Dosage: 50 ml / 10 L

Bloom Complex Provides all the necessary substances to blooming 250 ml plants for their extra needs during flowering.

Dosage: 50 ml / 10 L

Phosphorus Plus Use together with Bloom Complex in the second 250 ml half of the flowering phase. Flowering plants need increasing amounts of phosphorus and potassium.

Dosage: 25 ml / 10 L

Hesi Boost To stimulate blooming, apply once at the end of 100ml the growth. Hesi Boost accelerates flower development and stimulates larger flowers.

Dosage: 20 ml / 10 L



SOIL

Plant cultivation in a soil substrate differs from hydroponic systems in many points. Soil holds water and nutrients longer and enriches unused materials itself. That is why Hesi fertiliser is free of ballast materials and rich in organic fertiliser, so that the planting soil is barely affected.

Hesi fertiliser for soil is available in:						
Products	Usage	Bottles		Jerry cans		
		500 ml	1000 ml	5 L	10 L	20 L
TNT Complex	Growth period	X	X	X	X	X
Bloom Complex	Flowering phase	X	X	X	X	X
Phosphorus Plus	Flowering amplifier	X	X	X	X	X

Hesi TNT Complex for the growth period

Hesi TNT Complex is a very powerful growth fertiliser, which is gentle to the plants. The nitrogen that is used in Hesi TNT Complex is 100% organic.

Organic nitrogen compounds have no EC value because they are not salts, but they do contain a high percentage of nitrogen. Therefore young plants are loaded with a minimum of salts, which creates ideal growing conditions. So, it appears that Hesi TNT Complex has a low EC value, but its degree of effectiveness is very high. Hesi TNT Complex contains all necessary nutrients and has been enriched with many vital components (vitamins, amino acids, plant active sugars) which guarantee a successful growth.

Plants that are treated with Hesi TNT Complex develop a large number of growing points and become strong and powerful with a healthy green colour.

Never overdose with Hesi TNT Complex, because this will cause the plant to grow too high and it will then consume too much energy for the transport of the roots to the tops at the end of the cycle.



Use:

Add to feeding water during growth.

Hesi TNT Complex is ideal for mother plants and clones.



Dosage:

50 ml / 10 L

for very young plants and mother plants

25 ml / 10 L

For healthy growth in soil (and coco).

SOIL

Hesi Bloom Complex for the flowering phase

Hesi Bloom Complex provides all the necessary substances to flowering plants for their extra needs during flowering. Apart from the nutrition (nitrogen, phosphorus, potassium, magnesium, calcium, trace elements etc.), Hesi Bloom Complex has also been enriched with vital components (amino acids and vitamins) that stimulate the development of the plant in an optimal manner.

The result of this is an exuberant bloom!

In addition, Hesi Bloom Complex contains a pH corrector.

The pH level of the feeding water is corrected to a slightly acidic value. The plant can absorb all the administered nutrients optimally around a slightly acidic value. Hesi Bloom Complex contains no unnecessary ballast and is therefore fully absorbed by the plant. The trace elements have been stabilized in organic complexes. That is why they remain available and stable at all pH levels, until they are absorbed by the roots. Moreover, Hesi Bloom Complex contains two kinds of nitrogen: mineral and organic. All of this apparently keeps the EC content low with high effectiveness and activity of the nutrients. This is the reason why you should not base the dosage of the HESI nutrition on EC values, which you are used to doing with other supplement brands. Therefore do not overdose!



Use: add to the feeding water during the flowering phase.

Dosage: 50 ml / 10 L

YOU DON'T ACTUALLY NEED ANY MEASURING INSTRUMENTS FOR BREEDING PLANTS IN SOIL WITH HESI.



WHEN CULTIVATING PLANTS IN SOIL, IT'S ALSO BETTER NOT TO USE ANY PH CORRECTORS.

Hesi Phosphorus Plus - the flowering amplifier

Hesi Phosphorus Plus is used in combination with Hesi Bloom Complex in the second half of the flowering phase. During flowering, the plant develops an increased need for phosphorus and potassium. Using Hesi Phosphorus Plus, we give plants the right means at the right moment: phosphorus for extra formation of flowers and potassium for a fast transport to the flowers.

Hesi soil nutrition has been balanced to the ratios in the soil environment and ensures that the plants are taken care of in an optimal manner. Thanks to the use of high-quality ingredients, the plants absorb all substances offered to them, so that no residues are left behind.




Use: add to feeding water in the second half of the flowering phase along with Hesi Bloom Complex.

Dosage: 25 ml / 10 L

With Phosphorus Plus the formation of the flowers is more powerful!

SOIL



IN BRIEF: Soil Fertiliser

PRODUCTS	COLOUR	ODOUR	pH	EC
TNT Complex	yellow	vitamin-like	slightly acidic	soft
Bloom Complex	green	vitamin-like	slightly acidic	soft
Phosphorus Plus	blue	fruity	slightly acidic	soft

STARTERBOX

The Starterbox soil contains:

1x Root Complex 500 ml
 1x SuperVit 10 ml
 1x PowerZyme 500 ml
 1x Hesi Boost 100 ml

1x TNT Complex 500ml
 1x Bloom Complex 1000 ml
 1x Phosphorus Plus 1000 ml

+ Catalogue, Grow schedule and other information



SOIL



HYDRO

Hydroponic fertilisers immediately provide all the necessary nutrients in the correct concentration to the irrigation water so that the nutrients can be absorbed immediately and sufficiently when passing along the roots.

Hesi Hydro fertiliser is available in a growth and bloom version.

In Hesi Hydro Growth and Bloom the usual A and B components have been united in one bottle. This provides a maximum of comfort along with optimal nutrition.

Hesi Hydro contains complex-binding substances that keep the trace elements stable and make them tolerant to the nutritional components.

Because of this they remain stable until they are absorbed by the plant.

Furthermore, the complex-binding substances make the trace elements independent of the pH-value, so that these remain available at every level.

All Hesi nutrients are enriched with vitamins and other vital elements that take extra care of the plant and enhance its growth and flowering, but also encourage the development of micro-organisms in the medium. Especially in hydro systems, a healthy medium is important because the systems do not contain biological microbes in the beginning.

Hesi fertiliser for hydro is available in:

Products	Usage	Bottles		Jerry cans		
		500 ml	1000 ml	5 L	10 L	20 L
Hydro Growth	Growth period		X	X	X	X
Hydro Bloom	Flowering phase		X	X	X	X
PK 13/14	Flowering amplifier	X	X	X	X	X

Hesi Hydro Growth for the growth

Hesi Hydro Growth contains proportionally more nitrogen components than Hesi Hydro Bloom, because in the growth phase the plant uses a lot more nitrogen for the production of new plant parts. The vital components are fully geared to the growth period, and this is why the plant is pampered in a hydro medium as well.

Use:

Add to the feeding water.

Dosage:

50 ml / 10 L



For the growth on hydro systems.

HYDRO

Hesi Hydro Bloom for the flowering phase

Hesi Hydro Bloom contains a higher concentration of phosphorus and potassium components compared to Hesi Hydro Growth. Plants have an increased need for phosphorus as well as potassium in the flowering phase in order to create strong and healthy flowers. During the first half of the bloom, this need is satisfied for 100% by Hesi Hydro Bloom. In the second half of the flowering phase, Hesi PK 13/14 is added together with Hesi Hydro Bloom in order to fulfill the needs entirely. Hesi Hydro Bloom contains a mix of vital substances that is particularly geared to the flowering phase.



Use:

Add to feeding water during flowering (in your hydro system).

Dosage:
50 ml / 10 L

Hesi PK 13/14 to boost flowering

Plants have an increased need for phosphorus as well as potassium in the flowering phase, by applying Hesi PK 13/14 we completely fulfill this need.

The flowering phase is the culminating point in the life of the plant. The metabolism is then working at full power and large quantities of enzymes are being produced for flowering. Furthermore, the plant gets bigger and therefore needs more components. The specific substances that are responsible for this are phosphorus (enzymes and hereditary characteristics) and potassium (for the transport within the plant).

To ensure that the plant is not unnecessarily loaded with ballast or an excess of salt too early, PK 13/14 should be used starting from the second half of the flowering phase up to one week before the end of the cycle. The dosage is gradually increased over the final weeks of the flowering phase. Hesi PK 13/14 is balanced to Hydro Bloom and Hesi Coco (see grow schedule hydro and coco)



Use:














Add to feeding water during the second half of the flowering phase (in your hydro system).

Dosage:

Starting from the 2nd half of the flowering phase: start with lowest dosage. (2,5 ml/10 L)

Gradually increase dosage up to the highest dosage. (15 ml/10 L)

HYDRO

		Hesi HYDRO										
EN		1	2	1	2	3	4	5	6	7	8	
Week		Growth	Growth	Bloom		Bloom		Bloom		Bloom		
Nutrients	clone	Growth		B L O O M								
Hydro Growth	 25	50 ml/10 L										
Hydro Bloom				50 ml/10 L								
PK 13/14								2,5	5,0	7,5	15	
Booster												
Root Complex		Start & stress	50 ml/10 L									
SuperVit				Regularly 1 drop per 4,5 L water for extra energy								
PowerZyme		20 ml/10 L		1-2 times a week together with the nutrients and boosters								
Boost					20 ml/10 L					20 ml/10 L	accelerates flower development	
Lighting		18 hours				12 hours						

Flush with pure water

© Hesi Plantenvoeding BV 2015



IN BRIEF: Hydro Fertiliser



PRODUCTS	COLOUR	ODOUR	pH	EC
Hydro Growth	yellow	vitamin-like	slightly acidic	up to 1,5 mS/cm
Hydro Bloom	green	vitamin-like	slightly acidic	1,6 - 2,2 mS/cm
PK 13/14	no colour	neutral	slightly acidic	Depends on the dosage

STARTERBOX

The Starterbox Hydro contains:

- 1x Root Complex 500 ml
- 1x SuperVit 10 ml
- 1x PowerZyme 500 ml
- 1x Hesi Boost 100 ml

- 1x Hydro Growth 1000 ml
- 1x Hydro Bloom 1000 ml
- 1x PK 13/14 500 ml

+ Catalogue, Grow schedule and other information



HYDRO

COCO

Coco substrate is used both in pot cultivation and in hydroponic systems. Coco-based substrate is neutral, but can hold different minerals such as calcium. Hesi Coco fertilisers have been adapted for this.

Hesi fertiliser for coco is available in:						
Products	Usage	Bottles		Jerry cans		
		500 ml	1000 ml	5 L	10 L	20 L
TNT Complex	Growth period	X	X	X	X	X
Hesi Coco	Flowering phase		X	X	X	X
PK 13/14	Flowering amplifier	X	X	X	X	X

Hesi TNT Complex for the growth period on coco-based substrate

Hesi TNT Complex is a very powerful supplement, which is easy on the plants. The nitrogen that is used in Hesi TNT is 100% organic. Organic nitrogen compounds have no EC value because they are not salts, but they do contain a high percentage of nitrogen.

Therefore young plants are loaded with a minimum of salts, which creates ideal growing conditions.

Hence, Hesi TNT Complex has a low EC value with a high degree of efficiency.

Hesi TNT Complex contains all necessary nutrients and has been enriched with many vital components (vitamins, amino acids, plant active sugars) which guarantee a successful growth. Plants that are treated with Hesi TNT Complex develop a large number of growing points and become strong and powerful with a healthy green colour.



Dosage:

50 ml / 10 L

for very young plants

25 ml / 10 L

HESI TNT COMPLEX HAS A LOW EC VALUE AS IT CONTAINS MANY ORGANIC MATERIALS, BUT NEVERTHELESS: NEVER OVERDOSE, OTHERWISE WE WILL GROW TOO LONG!



Use:

Add to the feeding water during growth.

For cultivation on coco (and soil).

COCO

Hesi Coco

Hesi Coco is THE fertiliser for flowering on coco substrates. Just like all the HESI products, Hesi Coco has been stabilized thanks to complex-binding substances and it is free of unnecessary ballast.

Hesi Coco is not an A & B supplement, the A+B components are united in one bottle. Hesi Coco contains both organic and mineral nitrogen. All trace elements have been stabilized in protecting complexes and have been enriched with vitamins and other vital elements both for the flowering. This way, a perfect balance is created in the system and a fast build up of a healthy micro-flora is achieved. It is possible that the EC of Hesi Coco is somewhat lower than other coco fertilisers because no salts have been added solely to raise the EC value (no ballast no fillers). It is therefore important that the maximum dosage of 50 ml / 10 L is not exceeded.



Dosage:
50 ml / 10 L

Use:

Add to feeding water.

IF YOU ONLY WANT A SHORT PERIOD OF GROWTH
(E.G. ONE WEEK), YOU CAN USE A 30 ML / 10 L
DOSAGE OF HESI COCO INSTEAD OF TNT COMPLEX





Hesi PK 13/14

Plants have an increased need for phosphorus as well as potassium in the flowering phase, by applying Hesi PK 13/14 we completely fulfill this need. Hesi PK 13/14 should be used starting from the second half of the flowering phase up to one week before the end of the cycle.

Hesi PK 13/14 is balanced (see grow schedule coco or hydro) to Hesi Hydro Bloom and Hesi Coco.



For a complete description of Hesi PK 13/14, see page 12.

		<h1>Hesi COCO</h1> <h2>Grow schedule</h2>													
<div>EN</div>		<div>1</div> <div>Growth</div>	<div>2</div> <div>Growth</div>	<div>1</div> <div>Bloom</div>	<div>2</div> <div>Bloom</div>	<div>3</div> <div>Bloom</div>	<div>4</div> <div>Bloom</div>	<div>5</div> <div>Bloom</div>	<div>6</div> <div>Bloom</div>	<div>7</div> <div>Bloom</div>	<div>8</div> <div>Bloom</div>				
<div>Nutrients</div>		<div>clone</div>	<div>Growth</div>		<div>BLOOM</div>										
<div>TNT Complex</div>		<div>25</div>	<div>50 ml/10 L</div>												
<div>Coco</div>					<div>50 ml/10 L</div>										
<div>PK 13/14</div>								<div>2,5</div>	<div>5,0</div>	<div>7,5</div>	<div>15</div>	<div>ml/10 L</div>			
<div>Booster</div>															
<div>Root Complex</div>		<div>start & stress</div>	<div>50 ml/10 L</div>												
<div>SuperVit</div>			<div>Regularly 1 drop per 4,5 L water for extra energy</div>												
<div>PowerZyme</div>			<div>20 ml/10 L</div>		<div>1-2 times a week together with the nutrients and boosters</div>										
<div>Boost</div>					<div>20 ml/10 L</div>					<div>20 ml/10 L accelerates flower development</div>					
<div>Lighting</div>		<div>18 hours</div>			<div>12 hours</div>										
														<div>Flush with pure water</div>	
<div>© Hesi Plantenroeding BV 2019</div>															



IN BRIEF: COCO Fertiliser



PRODUCTS	COLOUR	ODOUR	pH	EC
TNT Complex	yellow	vitamin-like	slightly acidic	soft
Hesi Coco	green	vitamin-like	slightly acidic	1,6 - 2,2 mS/cm
PK 13/14	no colour	neutral	slightly acidic	Depends on the dosage

STARTERBOX



COCO

The Starterbox coco contains:

- 1x Root Complex 500 ml
- 1x SuperVit 10 ml
- 1x PowerZyme 500 ml
- 1 x Hesi Boost 100 ml
- 1x TNT Complex 500 ml
- 1x Hesi Coco 1000 ml
- 1x PK 13/14 1000 ml

+ Catalogue, Grow schedule and other information



PH-CORRECTORS

The pH-value of the nutrient solutions

For cultivation with hydro and coco it is necessary that the feeding water is set to a certain pH-value. This pH range is around pH 6 (5.8 - 6.2). But small deviations above or below this value are still acceptable.

The reason for this is that the feeding water determines the root environment because the hydroponic mediums are neutral and only give support to the roots, they cannot store the nutrient particles.

For soil this is different, since it is able to store the nutrients and distribute them to the plant over several days, during which the pH value in the soil itself decreases.

The feeding water for hydro and coco cultivation however actually runs along the roots and must at this point contain all substances in the proper concentration required by the plant.

That is also why the pH-value must be optimal at the moment of feeding, in order to be able to absorb all nutrients maximally.

If the pH is much lower, the roots could be damaged.

If the pH is much higher, the plant can no longer absorb all nutritional components.

Furthermore, plants like constant conditions, which makes it necessary to check and, if needed, to adjust the pH of the nutrient reservoir for hydroponic cultivation.

pH correction with Hesi

The Hesi line contains two different pH-correction products:

pH minus

Phosphoric acid 59%

Functioning: lowers the pH-value.

pH Plus

Potassium hydroxide 50%

Functioning: raises the pH-value.



USE AS LITTLE
PH-CORRECTOR AS
POSSIBLE AS THIS
INCREASES THE EC
AND CHANGES
THE NPK!




Dosage:

Carefully correct the pH-value in the nutrient reservoir as needed and record the quantity of consumed pH-correctors for a subsequent feeding.

Available in 1000 ml



Anyone who prefers to care for his/her plants organically can now do so with  BIO HESI

In the accustomed Hesi manner, organic fertilisation is also very simple and clear.

We have **BioHesi Grow** and **BioHesi Bloom**.



The dosage has also remained the same:
50 ml / 10 L

The Grow version

ORGANIC FERTILISER SOLUTION NPK 4 - 1 - 4

(with yellow cap in the tradition of TNT Complex) contains more nitrogen in relation to phosphorus.

The Bloom version

ORGANIC FERTILISER SOLUTION NPK 4 - 2 - 4

(with green cap based on the Bloom Complex) has proportionally higher phosphate levels.

Pure natural product made from plant extracts with a strong but gentle and sustainable fertilising effect.

BioHesi fertiliser is suitable for all cultivation methods and substrates, has also been tested with great success for hydro systems and vertical gardens, is completely liquid, does not crystallise and does not clog pipes or drippers.



FROM NATURE FOR MAGIC



Treasures in the living room



INDOOR JEWELS

OrchiVit is a complete fertiliser and a booster at the same time. It provides everything to pamper our orchids and other favourites.

ELIXIR FOR HOUSEPLANTS

It's Magic in a bottle!
We developed the **House Plant Elixir**, which offers the ideal nutrient supply for every indoor plant.

WHAT'S NEW?

